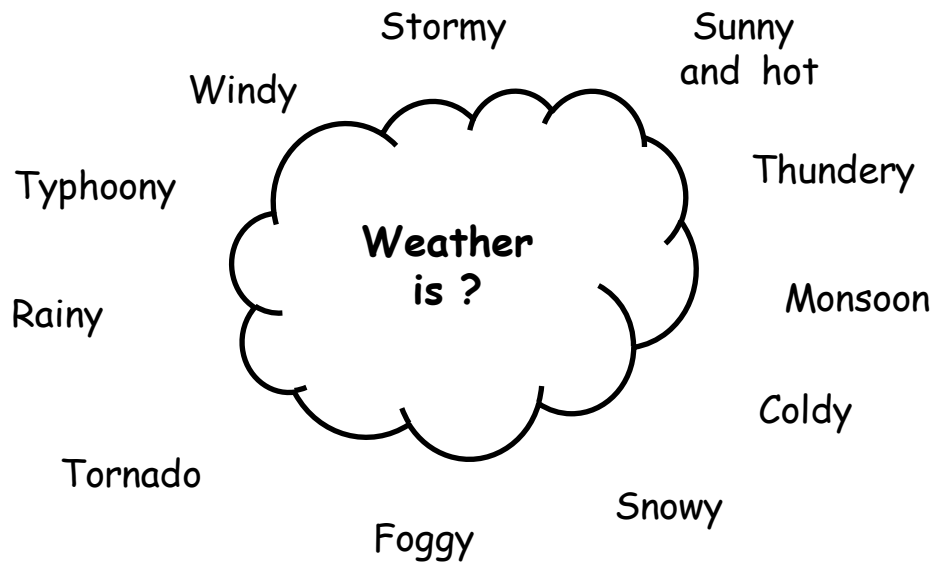


A discussion in the morning meeting sparked an immediate interest, in setting up the weather corner. Myra, Tvisha, and Shashank volunteered to help set it up.



"We can set up the weather center in class" Shashank

"No! Weather is outside" Tvisha

"Maybe we can set it up in the balcony" Myra

What is fog? asked Tvisha  
It is foggy on the mountains!  
You can't see clearly - Myra

Shashank and Myra blowing on the glass bottle; trying to create fog to show Tvisha, while she looks curiously.



Children have a strong sense of self identity and are competent and capable learners

## Expressing themselves creatively

"Blue binocular because I will see the sky, and it is blue and white for clouds"

Shashank



"Colourful binocular for different weathers."

Tvisha



Sun - sunny  
Raindrops- rain  
Thunder -thundery  
Cotton - snowy

**How can we see what the weather is like today ?**

Go out and see from the balcony - Tvisha

I think we can make some binoculars - Shashank

Let's make binoculars using cylinders - Myra

The weatherman tells us the weather !

He is called a meteorologist !! - Shashank

Prior knowledge , making connections



**Binoculars in the making !**

## Measuring the Weather

"How ?" Shashank

"With a scale I think ?" Tvisha

"Put measuring tape on scale " Shashank

"Measure the tree to measure the weather" Myra

**I wonder How ?**

"The wind will blow and the leaves will fly." Myra

Rityn was passing by, he said "We can record the weather to measure it"

"Record it with a camera, I have one at home " Myra

Oh ! But I will not know hot or cold

"The fridge can tell me because the numbers show up, mama turns the circle thing (knob) for the temperature."

As the conversation continued a few others joined in

"You know we can measure the sun " Rityn

"Yes with a telescope! Oops !!

I know I know it's a Thermometer!" Upmanyu

"We check fever" Ruhi

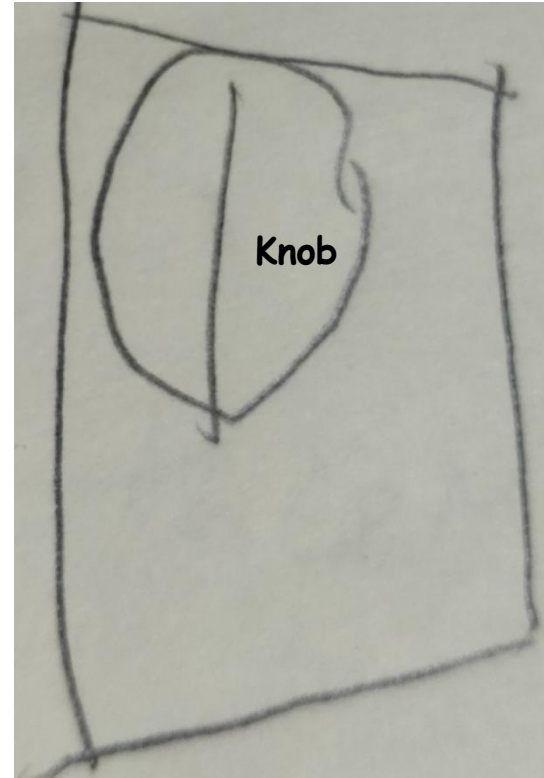
"We keep it under the arm." Tanaaya

**Where can we measure the sun ?**

"I think we can go to the terrace and use a 'doppler radar' " says Shashank

**What is a doppler radar ?**

"We can see colour waves for historic storm, it is a box with lot of wires and a part of the radar is radius " Shashank




Blue print  
of the  
Weather  
Recording  
machine

Children are confident and involved learners

Collaborating with others to share questions, wonderings, interests and working towards solving problems confidently.



# Weather detectors at work on the terrace



I see lots of clouds

Its so windy !!

The clouds are dark !

Its going to rain

The clouds are moving!!  
"I think they are travelling to Vishakapatnam to my uncle's house"  
Shashank

"These clouds go over cars and houses, buildings and ocean"  
Myra

They go to Karnataka, Davengere!!  
Rishabh



"The sun is hidden by the clouds"  
Shashank

Yes! because it wants to rest  
Tvisha

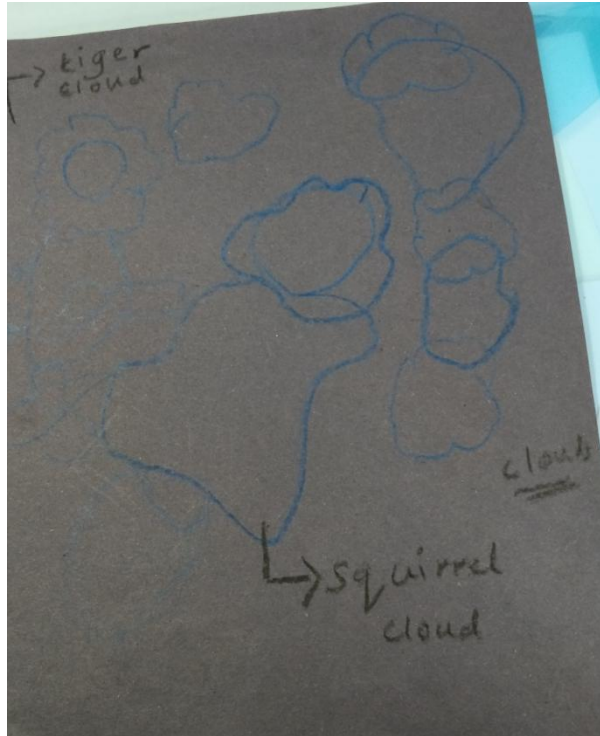
# Cloud Watching

Story 'The Little Cloud' by 'Eric Carle' was read to them


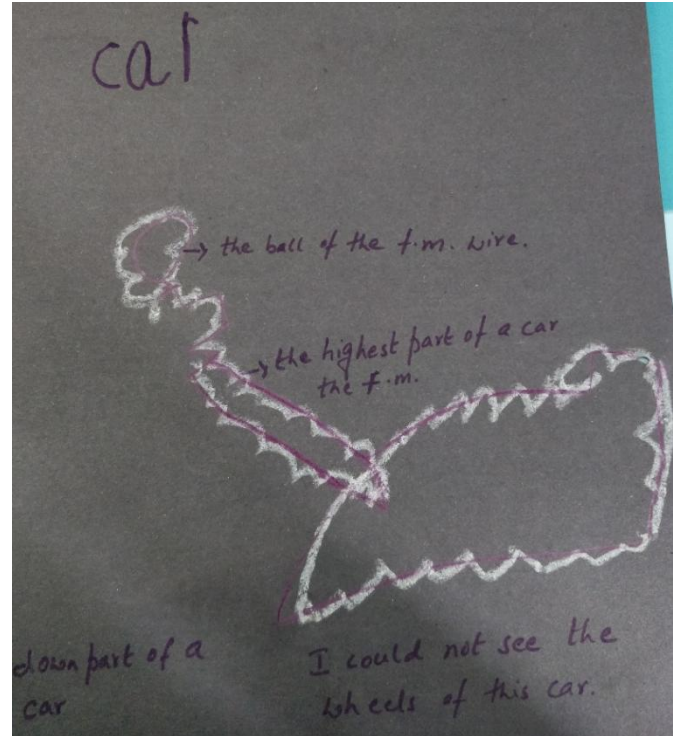


We saw different shapes of clouds





Some of their representations



Later during the day while they shared their experience with some of their friends

Reyansh "where you went?"

Tvisha "We went to the terrace"

Vihaan "why?"

Myra "we saw the clouds"

Rishabh "there was so many clouds and lots of air"

Shashank "it was very windy"

An opportunity to understand their prior knowledge on wind

Ruhi  
birds give us  
air by  
flapping their  
wings

Aarika  
when we  
move our  
hand wind  
comes

Rishabh  
we get air  
by popping  
balloons

Evyavann  
From  
trees

Shashank  
Windsock  
shows  
direction of  
wind!

Reya  
from  
the  
handfan

Upmanyu  
hanuman's  
father  
gives us  
wind

Rityn  
God gives us  
wind, air  
and  
everything

Guneeva  
it comes  
from  
leaves


Tanaaya  
from the  
sky

## Creating the Windsock

Blueprint of windsock



Tvisha drew the windsock while Shashank created it. Then during their sandpit time they tested it together.





Children have a strong sense of self identity. They build respectful relationships by way of expressing their opinions, volunteering to set up the center interacting and helping each other. They are competent and capable learners as they continue to develop warm and supportive relationships with their peers and educators.

They are confident and involved learners as they explore, research and investigate further into weather and making connections to their prior knowledge.

Children are effective communicators creating conversations, negotiating and taking turns in discussing how they could make a weather machine.

Their problem solving skills emerged as they brainstormed to decide 'what material' they could use to create their windsock.